

Ordering Information

To order direct from 3M or for details of our authorised distributors, please call 3M Health Care on 01509 613 151 (UK) or 00 353 28 03 555 (Ireland)

3M Product Code	Description	Product Type	Items per box	Boxes per case	Items per case	NHS Logistics code
FT10	Fit Test Kit (sweet)	Fit Test Kit	1	1	1	BTP041
FT30	Fit Test Kit (bitter)	Fit Test Kit	1	1	1	BTP042
FT11	Sensitivity Solution (sweet)	Fit Test Spare Part	1	6	6	BTP043
FT12	Fit Test Solution (sweet)	Fit Test Spare Part	1	6	6	BTP044
FT13	Fit Test Kit - Spare Nebulisers	Fit Test Spare Part	1	3	3	BTP045
FT14	Fit Test Kit - Spare Hoods	Fit Test Spare Part	2	5	10	BTP046
FT15	Fit Test Kit - Spare Collar	Fit Test Spare Part	1	1	1	BTP047
FT31	Sensitivity Solution (bitter)	Fit Test Spare Part	1	6	6	BTP048
FT32	Fit Test Solution (bitter)	Fit Test Spare Part	1	6	6	BTP049
1861	Particulate Respirator EN149:2001 FFP1 unvalved	Respirator	20	6	120	BTP009
1862	Particulate Respirator EN149:2001 FFP2 unvalved	Respirator	20	6	120	BTP003
1863	Particulate Respirator EN149:2001 FFP3 unvalved	Respirator	20	6	120	BTP006
1872V	Particulate Respirator EN149:2001 FFP2 valved	Respirator	10	6	60	BTP010
1873V	Particulate Respirator EN149:2001 FFP3 valved	Respirator	10	6	60	BTP011
1883SV	Particulate Respirator EN149:2001 FFP3 shrouded valved	Respirator	8	6	48	BTP050
8835SM	Particulate Respirator EN149:2001 FFP3 valved	Respirator	5	10	50	BTP051
2740	Protective Eyewear	Eyewear	20	1	20	N/A
1880	Protective Eyewear	Eyewear	10	1	10	N/A
1826	Earloop Surgical Mask Type II	Surgical Mask	50	10	500	BWM025
1819	Splash Resistant Mask Type II R	Surgical Mask	80	6	480	N/A
1835FS	Surgical Mask Type IIR	Surgical Mask	50	6	300	N/A

Support Materials

3M offers a range of training and support materials including assistance for 'train the trainer' sessions, to ensure optimum PPE in use performance .

Support Material	3M code to quote
Technical Bulletin - Influenza	CHFLU
Technical Bulletin - TB	CHTB
Technical Bulletin - Update on COSHH	CHCOSH04
Technical Bulletin - Respirator Facepiece Fit Testing	CHFITT
Poster - Fitting a 3M 1800 Series Respirator	CH1800FP
CD - 3M 1800 Series Respirators Product Training	CHHCARECD
Guide to Fit Testing	CHFTG

To order your free of charge support materials or for advice on respirators in the Health Care environment, please call the 3M Occupational Health and Safety Helpline **0870 60 800 60 (UK) or 1 800 320 500 (Ireland)**



3M Health Care Ltd
3M House
Morley Street
Loughborough
Leicestershire LE11 1EP

3M Ireland
3M House
Adelphi Centre
Dun Laoghaire
Co. Dublin, Ireland

CHHCARELIT

3M Infection Prevention for the Health Care Environment



A range of Respirators, Masks and Eyewear products to protect Health Care professionals and patients



3M Health Care

3M Infection Prevention for the Health Care Environment



3M Health Care Support

3M Health Care provides quality products and appropriate supporting services to enable correct product use and optimised outcomes. 3M partners with health care organisations to prevent the infection of health care professionals and patients.

Legislative Overview

A need to comply with health and safety legislation coupled with an increase in antibiotic resistant micro-organisms and the re-emergence of 'old' infectious diseases such as tuberculosis, has created the need to better protect health care professionals and patients. The employer is duty bound by law to take all reasonable steps to safeguard the employee from the risk of exposure to potentially harmful substances in the workplace¹. Likewise, the employee is duty bound to cooperate with the employer towards the common objective of reducing the risk of exposure to harmful substances by whatever suitable control methods are implemented, for example, correctly wearing Personal Protective Equipment (PPE) including respirators. The risk of exposure to airborne hazards, eg. biological agents, is present in infectious disease wards, theatres, endoscopy units, ICU, pharmacy, A&E, and mortuary areas.

Selecting the correct protective device

Selecting and wearing the appropriate protective device at appropriate times is critical in preventing or minimising infection. It is important to understand whether a surgical mask or a respirator is required. If a respirator is appropriate, it is important to know what protection level is needed. This brochure seeks to give greater guidance to anyone selecting protective devices.

Product Overview

3M offers a wide choice of products that meet your specific needs:

- All 3M PPE products are CE marked to the European Community Directive 89/686 for Personal Protective Equipment (PPE).
- 3M respirators are tested and approved to the European Standard; EN149:2001. They are classified into one of three categories (FFP1, FFP2 and FFP3) dependent upon their level of protection. In practice, FFP1 respirators are suitable for applications where a lower filtering efficiency and protection factor is required. FFP3 respirators should be used where the highest levels of filtering efficiency and protection factor are required.
- Please note, that all unvalved respirators (3M 1861, 3M 1862 and 3M 1863) and the shrouded valve respirator (3M 1883) meet the new requirements of Type IIR with the European Standard EN14683:2005 and comply with the requirements of the Medical Devices Directive (93/42/EEC) as Class 1 devices.
- Please note that surgical masks are not PPE as defined under the European Directive 84/426.

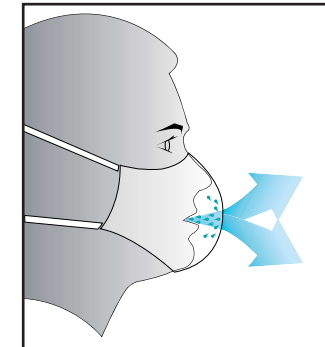
¹ Control of substances Hazardous to Health Regulations (COSHH) 2002 (as amended)

What is the difference between a surgical mask and a respirator?

Surgical masks

Surgical masks are not PPE, they protect the patient and the surgical area from contamination. Masks prevent droplets being expelled into the environment by the wearer and protect patients in surgery from these being transferred to the operative site.

Surgical Mask

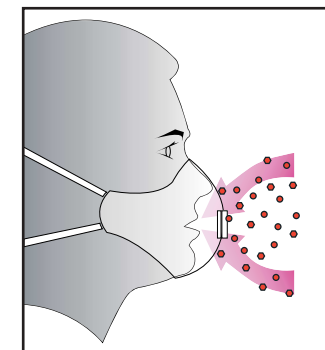


Surgical mask acts as a barrier minimising direct transmission of infected agents between the health care professionals, patients and surgical area.

Respirators

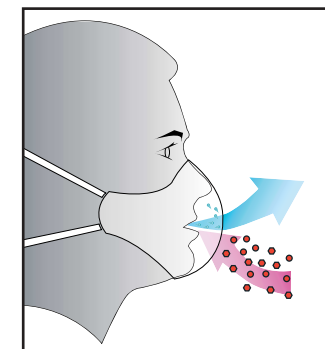
Respirators are PPE and are designed and used to reduce the potential exposure of the wearer to airborne hazardous contaminants. 3M 1800 Series Respirators protect the wearer from inhaling airborne micro-organisms. The unvalved and the shrouded valve respirator can additionally act as both respirator and splash resistant surgical mask (by reducing patient contamination caused by exhaled organisms from health care professionals and protecting the wearer from blood and body fluids splashes).

Valved Respirator



Valved respirator protects the wearer from airborne hazardous contaminants

Unvalved Respirator



Unvalved respirator gives the protection of both a respirator and a surgical mask



3M™ 1800 Series Particulate Respirators

The 1800 series range offers the wearer comfortable and reliable protection.

Features and Benefits

Foldable – 3-panel design

- Fits a wide range of face shapes and sizes
- Accommodates facial movement during speech
- Easy to achieve compatible fit with eyewear

Nose Foam

- Made of sweat absorbent material
- Soft on the skin

3M™ Advanced Electret Filter Material

- Helps absorb sweat
- Low breathing resistance

3M™ Cool Flow Valve

- Effective removal of heat and moisture build up provides a cooler and more comfortable wear
- Minimises the risk of misting eyewear
- Only featured on the 3M 1872V + 3M 1873V

Headbands

- Colour coded to indicate performance level
yellow - FFP1, Blue - FFP2, Red - FFP3

Individual packaging

- Hygienic packaging protects the respirator from contamination before use and during storage

Latex free

- Does not contain any components made from natural rubber latex



The performance of these products relies on the wearer achieving an adequate seal between the facepiece and their face, thus ensuring contaminated air does not leak in. For this reason a mandatory fit test is required



3M™ 1861 Unvalved Respirator
EN149:2001, FFP1

Respiratory protection against:

- Sub-micron particles
- Fine Dusts
- Oil, water and non-volatile liquid based mists
- APF - 4



3M™ 1862 Unvalved Respirator
EN149:2001, FFP2

Respiratory protection against:

- Sub-micron particles
- Fine Dusts
- Oil, water and non-volatile liquid based mists
- APF - 10



3M™ 1863 Unvalved Respirator
EN149:2001, FFP3

Respiratory protection against:

- Sub-micron particles
- Fine Dusts
- Oil, water and non-volatile liquid based mists
- Metal fume
- Biological agents eg. TB, SARS
- APF - 20

3M™ 1883 Respirator

Comfortable two way protection.

Unique FFP3 respirator with comfortable two-way protection

The new 3M 1883 respirator will help protect you, your team and your patients, breath by breath, giving airborne infection less room to spread. It is designed to be worn by health care professionals in isolation wards, operating rooms and other aseptic environments.

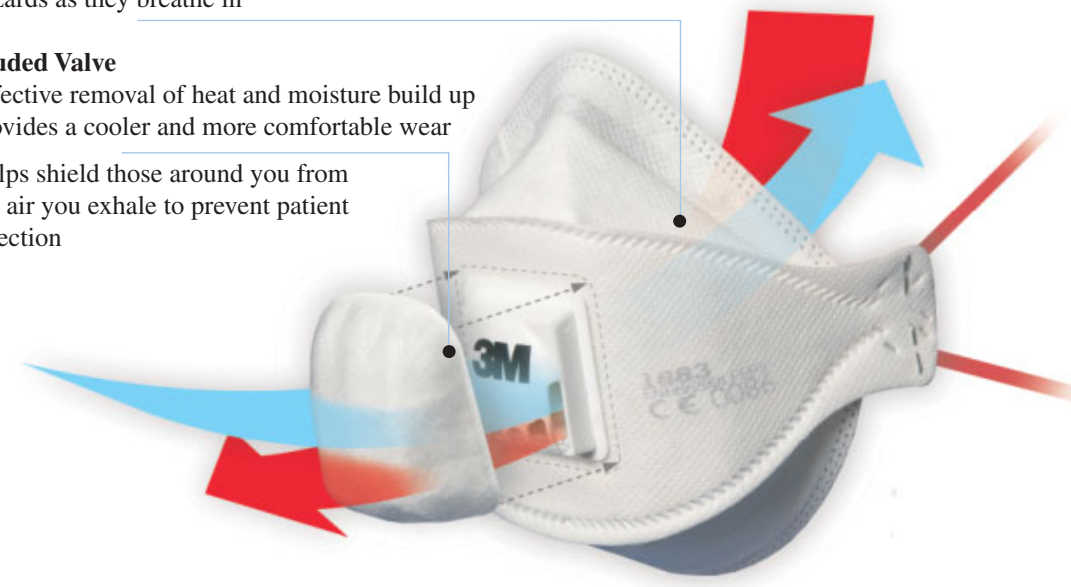
As an FFP3 respirator, it gives you a high level protection from airborne hazards such as micro-organisms, as you breathe in. The raised breathing cage over the valve is covered with a special filter medium: this acts as a surgical mask, helping shield those around you from the air you exhale without restricting your breathing comfort, and also protects you from splashes of blood and body fluids.

FFP3 Respirator

- To protect the health care worker from airborne hazards as they breathe in

Shrouded Valve

- Effective removal of heat and moisture build up provides a cooler and more comfortable wear
- Helps shield those around you from the air you exhale to prevent patient infection



NEW PRODUCT



3M™ 1872 Valved Respirator.
EN149:2001, FFP2

Respiratory protection against:

- Sub-micron particles
- Fine Dusts
- Oil, water and non-volatile liquid based mists
- APF - 10



3M™ 1873 Valved Respirator.
EN149:2001, FFP3

Respiratory protection against:

- Sub-micron particles
- Fine Dusts
- Oil, water and non-volatile liquid based mists
- Metal fume
- Biological agents eg. TB, SARS
- APF - 20



3M™ 1883 Shrouded Valved Respirator.
EN149:2001, FFP3

Respiratory protection against:

- Sub-micron particles
- Fine Dusts
- Oil, water and non-volatile liquid based mists
- Metal fume
- Biological agents eg. TB, SARS
- APF - 20

3M™ 8835 Particulate Respirators

The 3M 8835 respirator offers the wearer a premium comfort respirator with a soft inner face seal and adjustable buckle straps.

Features and Benefits

Cup Shaped

- Robust collapse-resistant shape
- Conforms well to the nose and different face shapes and sizes

Soft inner face-seal ring

- Helps provide secure face-fit
- Increases wearer comfort

3M™ Advanced Electret Filter Material

- Effective filtration
- Low breathing resistance

3M™ Cool Flow Valve

- Effective removal of heat and moisture build up provides a cooler and more comfortable wear
- Minimises the risk of misting eyewear

Buckle Straps

- Adjustable straps for a good fit



Respiratory Protection Equipment Selection Guide: Health Care Environment

Department	Hazard	3M 1862 3M 1863, 3M1883	3M 1872V and 3M 1873V and 3M 8835	Eye protection
Path Labs	Particulate - Micro-organisms inhalation	✓	✗	✓
Infection Control	Particulate - TB, Avian Flu, Pandemic Flu inhalation	✓ (1863 or 1883)	✓ (1873V or 8835) if prevention of wearer exhaled contamination is not required	✓
Waste Disposal	Particulate - Biological waste inhalation	✓ (1863 or 1883)	✓ ((1873V or 8835) if prevention of wearer exhaled contamination is not required	✓
Post Mortem/ Infected Patient autopsy	Particulate - Micro-organisms inhalation	✓ (1863 or 1883)	✓ (1873V or 8835)	✓
Out patients	Particulate - Plaster of Paris dust inhalation	✓	✓	✓

This guide is only an outline. It is designed to help focus on the most appropriate 3M personal protective equipment for particulate hazards. It should not be used as the only means of selecting a respirator. Details regarding performance and limitations are set out on the respirator packaging and datasheets.

3M™ Surgical Masks

When comfort and protection are paramount.

The European Standard for surgical masks - requirements and test methods EN14683:2005 defines strict performance requirements for surgical masks in order to ensure a consistent level of quality based on the following properties:


- Bacterial filtration efficiency (BFE) (%)
- Differential Pressure (for measuring breathability)
- Splash resistance to blood and body fluids (R)

Surgical masks are categorised as Type I, Type IR, Type II, Type IIR depending on performance level. The 3M range of surgical masks meet the requirements of EN14683:2005 as Type II or Type IIR



3M™ 1826 Earloop Surgical Mask, Type II.

- Latex-free rubber earloop design
- Low breathing resistance



3M™ 1819 Splash Resistant Surgical Mask, Type IIR.

- Splash Resistant (R)
- Low breathing resistant



3M™ 1835FS Surgical Mask, Type IIR.

- Face shield and splash resistant (R)
- High level of comfort
- Low breathing resistance

- A comprehensive range of masks including earloop, tie on, face shield and splash resistant are available.
- The efficient protection properties and good facial fit of 3M masks give patients optimal protection, and the wearer maximum comfort.



Respirator Facepiece Fit Testing



Introduction

Checking that a respirator, with a tight fitting facepiece, seals adequately to the wearer's face, has long been considered best practice as part of a Respiratory Protective Equipment (RPE) programme. With the introduction of the Control of Substances Hazardous to Health Regulations 2002 (COSHH) and the supporting Approved Codes of Practice, fit testing is now a mandatory requirement. Respirators with tight fitting facepieces, including the 3M 1800 Series respirators, require a fit test. Surgical masks do not require a fit test.

Please refer to the OH&ES technical bulletin for further information on some methods of fit testing and the details on products 3M offer to support a fit testing regime.

When to fit test

Fit testing should be carried out:

- On all wearers of RPE with tight fitting facepieces, eg. 3M 1800 Series respirators, where fit testing has previously not been performed
- During initial selection of RPE

Fit testing should be repeated at regular intervals or at appropriate times such as:

- If the RPE wearer significantly loses or gains weight, has major dental work or sustains a major facial injury
- If a different size or model of RPE is specified

Fit testing is in addition to the requirement to perform a pre-use fit check.



3M Qualitative Fit Testing

3M Qualitative fit tests provide a pass or fail result based upon the wearer tasting a test agent. They provide a subjective measure of the quality of the seal of the facepiece to the wearer's face.

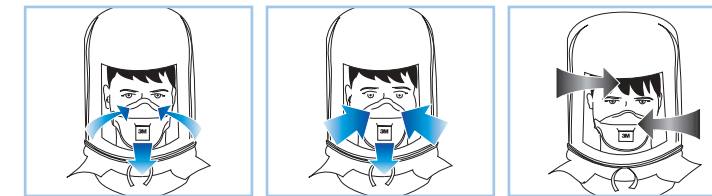
These tests are suitable for disposable respirators and half masks.

3M offers two kits:

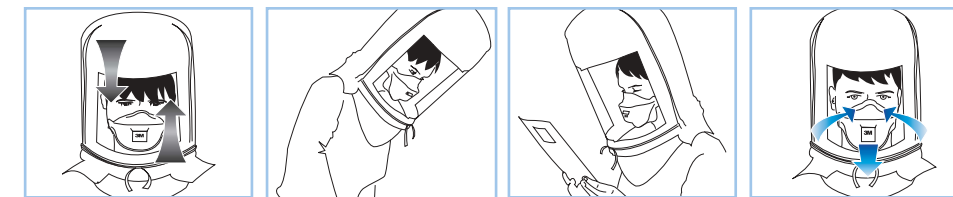
- 3M FT10 includes a sweet tasting test agent
- 3M FT30 includes a bitter tasting test agent

The choice between the bitter and sweet test kit is a personal one, however a small percentage of the population are unable to detect saccharin –if you discover this in your workforce, the bitter test must be used.

During the fit test a series of exercises pictured below are performed involving breathing, head movements and talking.



1. Breathe normally 2. Breathe deeply 3. Head side to side



4. Head up and down 5. Bent over at waist 6. Talking 7. Breathe normally



If the entire test is completed without the wearer tasting the aerosol - a fit test pass results. If the taste of the aerosol is detected at any point during the test, the test is terminated and repeated after a break.

Respiratory Protection for Health Care Workers

Fitting Instructions for a 3M 1800 Series Respirator



1

The noseclip is located in the top panel. Pre-form it by gently bending the centre of the panel with thumb and index finger. Hold the respirator in one hand and pull out the bottom panel.



2

Turn the respirator over to expose the headbands, letting them hang free.



3

Cup the respirator under your chin and pull the headbands over your head. Locate the lower band below your ears and the upper band across the crown of your head.



4

Adjust the top and bottom panels for a comfortable, snug fit.



5

Using both hands, mould the noseclip to the shape of the lower part of the nose. Avoid pinching the nosepiece with only one hand, as this can result in less effective respirator performance.



6

For unvalved respirators cup both hands over the respirator and exhale sharply. You should feel a slight positive pressure inside the facepiece. If you do not, then reposition the facepiece and noseclip, and repeat the check. For valved respirators, cup both hands over the respirator and inhale sharply. You should feel the respirator collapse slightly. If you do not, reposition the facepiece and noseclip and repeat the check.



7

To remove the respirator, take the corners of the respirator on both sides of your face between finger and thumb. Lift the respirator away from the face and then upwards, until the headbands come free from your head. As far as possible avoid touching the facepiece with your hands. Dispose of the respirator immediately in a clinical waste bag. **DO NOT RE-USE.** Wash hands after disposal.

3M™ Protective Eyewear

Advanced Vision Protection for Health Care Workers.

The 3M 2740 and 3M 1880 Protective Eyewear spectacles provide professional protection and various adjustment options for increased security and comfort. 3M eye protection can be used where there is a risk of contamination of the eyes from splashes and droplets eg. blood or body fluid secretions generated from treating patients eg. endoscopy.

3M 2740 Protective Eyewear Features and Benefits

Premium protection

- Optical clarity Class 1: highest class
- UV Protection: reliable protection against specified levels of hazardous UV radiation
- Polycarbonate lenses for impact protection of high speed particles of low energy EN166FT

Anti-Scratch

- Features an extremely scratch-resistant coating ensuring improved durability

Anti-Fog

- A special coating which reduces fogging and ensures clearer vision

End user comfort

- Temple pivots enable the user to adjust the lens angle
- Soft temple tips
- Adjustable temple length

Compatibility

- Ideal combination with 3M™ 1800 Series Respirators



3M 1880 Protective Eyewear Features and Benefits



- The lens has an anti-fog and anti reflective coating for better visual clarity.
- Panoramic lens to provide a large field of vision.
- Side arms are shaped anatomically to adapt comfortably to facial contours.
- Adjustable side arms for improved fit.

IMPORTANT: The 3M™ 2740 and 1880 Protective Eyewear WILL NOT PROTECT against nuclear radiation, X-rays, laser beams, and low temperature infra-red (IR) radiation emitted by low temperature sources.

