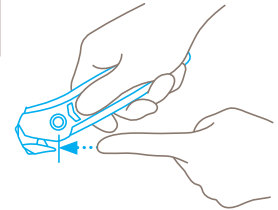


TECHNICAL DATA SHEET

SECUMAX 350 SE
NO. 350040



Safety technology



Concealed blade – a maximum degree of safety

The SECUMAX 350 SE blade is not an open one, but is hidden from people and goods. This provides you with a maximum degree of safety from cut injuries and from damage to goods.



SUSTAINABLE SAFETY KNIFE WITH CONCEALED BLAD AND VERSATILE BLADE HEAD.

Order No. 350040.02

More sustainability for cutting tasks? Try it yourself.

The SECUMAX 350 SE is our sustainable all-rounder. The black handle is made of 98% recycled plastic. The interchangeable 2-in-1 blade head also gives the knife an extended service life. It cuts all common materials from film and plastic strap-ping band through to 2-ply cardboard. The concealed blade protects users as well as packaged goods. It can also easily split adhesive tape.

2-in-1 blade head

Double function, double use: with two cutting edges and two tape splitters, this multifunctional blade head exceeds itself. Before you need to change the blade, flip it over once to use the second side.

Concealed blade

The blade head's two cutting edges are safely concealed to protect users and goods and are yet capable of safely cutting 2-ply cardboard boxes and much more.

Spare blade in storage

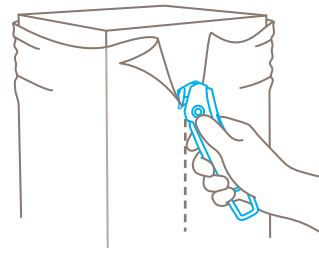
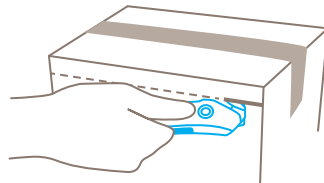
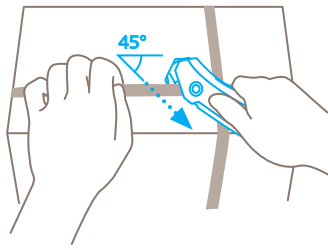
Blade change is easily and safely executed. Look for the arrow and follow its lead. Open the blue inner side of the knife to reveal the spare blade. The mounted blade will simultaneously unlatch.

Ergonomically shaped

Right or left hander? It doesn't matter. The SECUMAX 350 SE safety knife sits comfortably in every hand. Curved outer sides and grooves on the handle contribute to its ease of use.












Sustainably designed

MARTOR prioritises sustainability. SECUMAX 350 SE's handle is made of a high-quality recycled plastic. To enable future recycling, it does not use soft-grip components.



PRODUCT FEATURES

Technical features

 Maximum safety	 Tool-less blade change	 Abrasion resistant	 Very ergonomic
 2-cutting edge blade	 1 spare blade in knife body	 Cutting depth	 Tape splitter
 For right and left handers	 Lanyard hole	 Printable for promotional purposes	

Main cutting materials

 Cardboard: up to 2-ply	 Wrapping, stretch and shrink foil	 Tape	 Plastic strapping band
 Bagged goods	 Layers of foil or paper	 Yarn, cord	 Felt

Installed blade



NO. 3550
0.30 mm

Optional blade



NO. 3448
0.50 mm

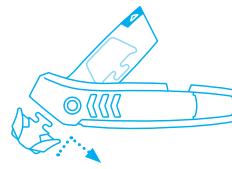
BLADE CHANGE




Swing open the **blade magazine**. The fitted blade head will automatically disengage.



Remove the fitted blade from the head of the cutter. Now you can either **rotate or replace** the blade.



Position the spare blade **parallel** to the slanted side of the cutter head. Push the blade in, and then **downwards**, until fully engaged.



Push the blade magazine **back into the handle** to lock the blade head in place.

SERVICES OFFERED



Safety poster



Training video



Technical data sheet



Consulting service

PRODUCT AND PACKAGING DETAILS

Order No.	NO. 350040.02	Packaging unit	1 in single unit box
Knife size (L x W x H)	154 x 12 x 40 mm	Size Single unit box	160 x 15.5 x 42 mm
Weight knife	37.0 g	Weight single unit box	45.0 g
Basic material	Recycled plastic	EAN Code single unit box	4002632803413
Cutting depth	6 mm	Quantity in outer pack	10 knives
		Size outer pack	88 x 80 x 162 mm
		Weight outer pack	560.0 g
		EAN Code outer pack	4002632853418
		Customs tariff number	82119200

SAFETY CERTIFICATE

Date of issue	16.11.2022
Certification	GS certificate NO. 185136-7655-55094-2022

Certificates and awards



SAFETY ADVICE

To ensure that you use your new MARTOR knife safely and most effectively, please read and note the following user-instructions. Please keep the written guide in a safe place so that you can access it at any time.

1. General application instructions: Please always use the product carefully for manual cutting work only and not for any purposes other than those that are intended. Please take the correct handling and the proper use of the knives into account in this regard. As an additional safety measure, we recommend the wearing of safe gloves.

2. Special application instructions to avoid the danger of injuries: Always take great care when handling the product. Before first use, familiarise yourself with the safety technology and how it works. Before every further use, check the knife for proper functioning. Only use cutting tools that are in perfect condition with sharp, clean and undamaged MARTOR blades. Also make sure that the knife's operation is not impaired by the material to be cut or by dirt or particle deposits around the blade. **CAUTION: The blade is sharp and can result in serious and deep cuts. Therefore, never reach into the blade!** Do not place your free hand in the line of cutting and never cut directly towards you.

3. Replacement of spare parts: Replace any blades that become dull at the right time! Use only the replacement blades from MARTOR for this purpose. Dispose of old blades in a proper fashion. They should not be placed in a waste paper bin, as this poses a considerable danger of injuries. Never perform any repairs yourself. If the knife shows signs of aging or any other wear, e.g. which impair safety features, blade changing or usage, the knife must be taken out of service and replaced. Do not modify this product in any way. Modifications of any kind may impair product safety. **CAUTION:** The risk of injury caused by manipulation of this product is extremely high.

4. Non-use of the knife: Always secure the blade in such a way (depending on product type) that injuries due to cuts are excluded. Store the knife in a secure place.

5. Care instructions: To guarantee a long service life, always keep the knife clean and do not expose it to unnecessary soiling and humidity.

CAUTION: No liability will be assumed for consequential losses. Subject to technical changes and errors! This knife does not belong in the hands of children!

ACCESSORIES

BELT HOLSTER S WITH CLIP NO. 9920



What do you do with your cutting tools when you are not actually using them? The MARTOR BELT HOLSTER S is a robust holder that allows you to carry all compact MARTOR knives as well as our safety scissors at all times. In addition, the compartments are designed to allow you to load different tools: for example you can also carry a pen or a pack of blades. The MARTOR BELT HOLSTER is the ideal place to stow your tools safely when moving from A to B - and have them at hand, as soon as they are required.

CONNECTOR NO. 9946




Materials that require cutting can sometimes be too high or too far away. The CONNECTOR from MARTOR helps you to overcome distances when cutting. The CONNECTOR is simple to attach to our SECUMAX 350, 350 SE, 150 and 148 safety knives and makes a stable connection. At the other end, the CONNECTOR can be connected, for example, to the MARTOR TELESCOPIC POLE. You then gain much more reach.

USED BLADE CONTAINER NO. 9810



You can fill the USED BLADE CONTAINER with the content of your SAFEBOX. Or directly with your used blades. When the box is full, turn the lid until it shuts. Now the box cannot be reopened. The next step is to safely and completely dispose of the filled USED BLADE CONTAINER as normal waste.

WALL MOUNT BRACKET USED BLADE CONTAINER NO. 9845



Include it in your order now! With this mounting bracket you can fix your USED BLADE CONTAINER to a central location. Use the clamp and screws and nuts supplied with the product to attach it to either a pipe or a rod.

MANUFACTURER

MARTOR KG | Lindgesfeld 28 | 42653 Solingen | Germany
T +49 212 73870-0 | info@martor.de | www.martor.com