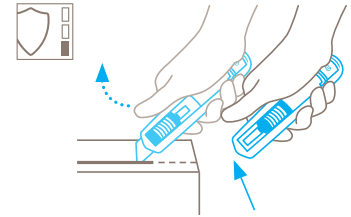


TECHNICAL DATA SHEET

SECUNORM 525 NO. 52500110

Safety technology



Automatic blade retraction – a high degree of safety

The automatic blade retraction of the SECUNORM 525 guarantees a high degree of safety from cut injuries. As soon as you have started to cut, take your thumb off the slider. Then the blade will retract into the handle immediately after leaving the material being cut.



ROBUST SAFETY KNIFE WITH AN CUTTING DEPTH OF 18 MM AND AUTOMATIC BLADE RETRACTION.

Order No. 52500110.02

A versatile tool – with great qualities. With rounded-tip trapezoid blade.

The SECUNORM 525 is a straightforward safety knife in every way. The ergonomic aluminium handle sits firmly and comfortably in the hand. Its robust design and large cutting depth of up to 18 mm means the SECUNORM 525 easily manages a variety of cutting materials, for example 3-ply cardboard. An unobstructed view of the blade also allows you to cut particularly precisely. In every task, the proven automatic blade retraction protects you from cutting injuries.

Robust handle

The aluminium handle is already familiar from the SECUNORM PROFI25. The handle and a newly developed plastic insert form a perfect team to ensure that your SECUNORM 525 is equipped to meet even the toughest tasks.

Optimised slider

A firm hold and grip are typical MARTOR characteristics. The SECUNORM 525 is no different. Its slider has a grooved struc-

ture and is especially large giving the ideal conditions for comfortable, „hands-on“ work – even when wearing gloves.

Safe blade changing

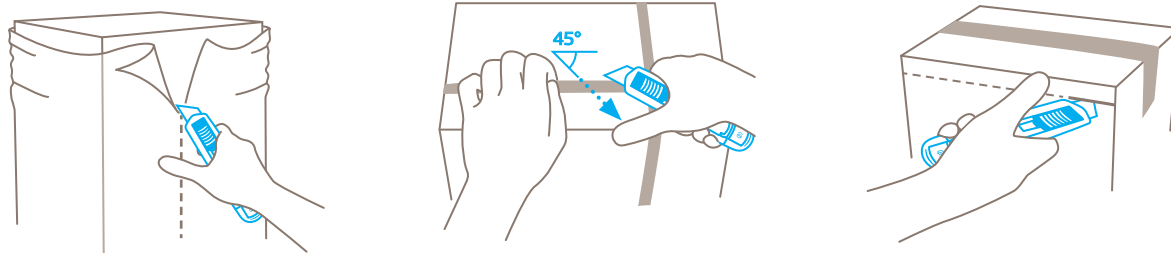
The blade change button gives easy access to the blade, which is also held in place by a magnet. A further practical feature is that the blade cover can be lifted and locked in an open position.

Large cutting depth

The large cutting depth is ideal for thicker cardboard, material off a roll, rubber and much more. But the SECUNORM 525 is not only very versatile, it can also be relied on for high frequency cutting tasks.












Secure hold

For secure fastening, the SECUNORM 525 is equipped with a practical lanyard hole, another reason why it could become a constant companion. You then reduce risks two-fold: the risk of loss and the risk of cutting injuries.
















PRODUCT FEATURES

Technical features

 High safety	 Safer blade change (with magnet)	 Very abrasion resistant	 Very ergonomic
 2-cutting edge blade	 Cutting depth	 Rounded-tip trapezoid blade	 Ceramic blade compatible
 For right and left handers	 Lanyard hole	 Printable for promotional purposes	

Main cutting materials

 Cardboard: up to 3-ply	 Wrapping, stretch and shrink foil	 Plastic strapping band	 Slabbing material off a roll
 Foam, polystyrene	 PVC	 Bagged goods	 Fleece
 Tape	 Layers of foil or paper	 Yarn, cord	 Felt
 Rubber	 Textile, material		

Installed blade



NO. 60099
0.63 mm, rounded blade tips, deep-edged

Optional blade



NO. 60099C
0.65 mm, ceramic, rounded blade tips, deep-edged



NO. 99
0.63 mm, deep-edged

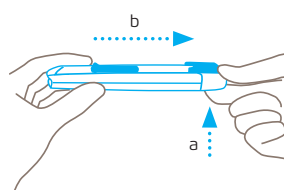


NO. 199
0.63 mm, deep-edged, stainless

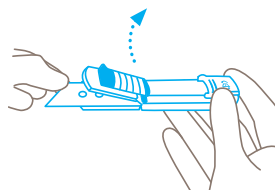


NO. 98
0.63 mm

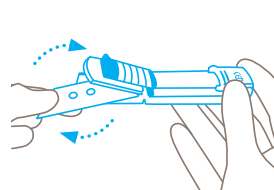
BLADE CHANGE



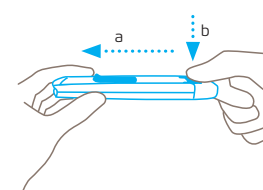
Press the blade change button **pushing up from below** and remove the plastic insert from the rear of the handle.



Hold the **blunt** side of the blade and use it to lift the blade cover upwards. The cover remains in the open position.



Reverse or replace the blade. Make sure you place the blade **exactly on the locating lobes**.



Close the blade cover and push the plastic insert back into the handle and then **press down** on the blade change button.

SERVICES OFFERED



Safety poster



Training video



Technical data sheet



Consulting service

PRODUCT AND PACKAGING DETAILS

Order No.	NO. 52500110.02	Packaging unit	1 in single unit box
Knife size (L x W x H)	143 x 17 x 31 mm	Size Single unit box	153 x 21 x 37 mm
Weight knife	81.0 g	Weight single unit box	94.0 g
Basic material	Aluminium	EAN Code single unit box	4002632801808
Cutting depth	18 mm	Quantity in outer pack	10 knives
		Size outer pack	114 x 78 x 156 mm
		EAN Code outer pack	4002632851803
		Customs tariff number	82119300

SAFETY CERTIFICATE

Date of issue	11.05.2020
Certification	GS certificate NO. 179480-7120-55094-2020

Certificates and awards



SAFETY ADVICE

To ensure that you use your new MARTOR knife safely and most effectively, please read and note the following user-instructions. Please keep the written guide in a safe place so that you can access it at any time.

1. General application instructions: Please always use the product carefully for manual cutting work only and not for any purposes other than those that are intended. Please take the correct handling and the proper use of the knives into account in this regard. As an additional safety measure, we recommend the wearing of safe gloves.

2. Special application instructions to avoid the danger of injuries: Only use knives that are in perfect condition and have sharp, clean and undamaged MARTOR blades. Employ the utmost care when handling the knives. Prior to use, familiarise yourself with the safety features and their functioning. Ensure that these safety features are not impaired by the type of material to be cut. **CAUTION:** The blade is sharp and can result in serious and deep cuts. Therefore, never reach into the blade! Do not place your free hand in the line of cutting and never cut directly towards you.

3. Replacement of spare parts: Replace any blades that become dull at the right time! Use only the replacement blades from MARTOR for this purpose. Dispose of old blades in a

proper fashion. They should not be placed in a waste paper bin, as this poses a considerable danger of injuries. Never perform any repairs yourself. If the knife shows signs of aging or any other wear, e.g. which impair safety features, blade changing or usage, the knife must be taken out of service and replaced. Do not modify this product in any way. Modifications of any kind may impair product safety. **CAUTION:** The risk of injury caused by manipulation of this product is extremely high.

4. Non-use of the knife: Always secure the blade in such a way (depending on product type) that injuries due to cuts are excluded. Store the knife in a secure place.

5. Care instructions: To guarantee a long service life, always keep the knife clean and do not expose it to unnecessary soiling and humidity.

CAUTION: No liability will be assumed for consequential losses. Subject to technical changes and errors! This knife does not belong in the hands of children!

ACCESSORIES

BELT HOLSTER S WITH CLIP

NO. 9920



What do you do with your cutting tools when you are not actually using them? The MARTOR BELT HOLSTER S is a robust holder that allows you to carry all compact MARTOR knives as well as our safety scissors at all times. In addition, the compartments are designed to allow you to load different tools: for example you can also carry a pen or a pack of blades. The MARTOR BELT HOLSTER is the ideal place to stow your tools safely when moving from A to B - and have them at hand, as soon as they are required.

HOLSTER SMALL

NO. 9842



This blue plastic HOLSTER is just like the black version, only smaller. Use it to safely store and transport for example for the SECUNORM 500 or the SECUNORM 300. With this HOLSTER on your hip, your knife will always be within grasping range.

USED BLADE CONTAINER


NO. 9810



You can fill the USED BLADE CONTAINER with the content of your SAFEBOX. Or directly with your used blades. When the box is full, turn the lid until it shuts. Now the box cannot be reopened. The next step is to safely and completely dispose of the filled USED BLADE CONTAINER as normal waste.

WALL MOUNT BRACKET USED BLADE CONTAINER

NO. 9845



Include it in your order now! With this mounting bracket you can fix your USED BLADE CONTAINER to a central location. Use the clamp and screws and nuts supplied with the product to attach it to either a pipe or a rod.

SAFEBOX

NO. 108000



The SAFEBOX is large enough to store a large number of used blades safely. And at the same time, it is compact enough to carry with you. The two slits are not only used for filling, but also to „shorten“ your snap-off blades. When your SAFEBOX is full, empty it into your USED BLADE CONTAINER.

MANUFACTURER

MARTOR KG | Lindgesfeld 28 | 42653 Solingen | Germany

T +49 212 73870-0 | F +49 212 73870-90 | info@martor.de | www.martor.com