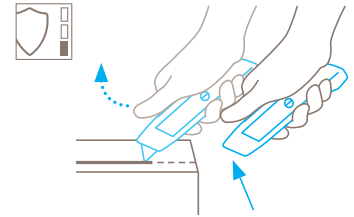


## TECHNICAL DATA SHEET

### SECUNORM MULTISAFE NO. 8152

#### Safety technology



#### Automatic blade retraction – a high degree of safety

The automatic blade retraction of the SECUNORM MULTISAFE guarantees a very high degree of safety from cut injuries. As soon as you have started to cut, take your thumb off the slider. The blade will withdraw back into the handle immediately after leaving the material being cut.



#### HEAVY-WEIGHT SAFETY KNIFE MADE OF ZINC. WITH AUTOMATIC BLADE RETRACTION.

**Order No.** 8152.02

#### Simply Heavy Metal. With trapezoid blade.

The SECUNORM MULTISAFE is a real classic that is now available in a brand-new design. It provides excellent durability thanks to its handle made of zinc and its uncomplicated, robust design. With its notable blade extension, you can cut all standard materials. Should you have any particular requirements, you can re-fit the SECUNORM MULTISAFE with one of our many optional blades.

#### Robust design

As you can see and feel, the SECUNORM MULTISAFE is extremely stable. And flexible, since you can use a large number of blade shapes. The safety knife is therefore suitable for many cutting applications.

#### Made of solid metal

The SECUNORM MULTISAFE is a tool that seems to be made of one casting. Zinc die casting, to be precise. For certain industries, e.g. the food industry, the safety knife is also available unpainted.

#### Slider on top

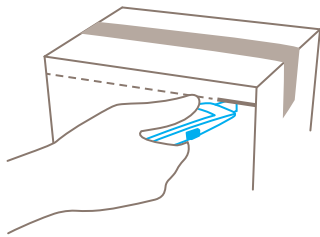
With the right or with the left hand, you ask? Left and right, is the answer! The metal slider is on top of the handle. And can thus be easily used with either thumb.

#### 2-cutting edge blade

Before you have to change the quality blade, you can turn it over once. This doubles the usage time of the blade – and reduces your energy consumption. Because your SECUNORM MULTISAFE will cut again like new.

#### Eyelet for fastening

Ever since its introduction the SECUNORM MULTISAFE is equipped with an eyelet for tethering your knife to you or a work station.



High safety



Blade change with tool



Very abrasion resistant



Full metal housing



Ergonomic



2-times usable blade



Cutting depth



For right and left hander



Lanyard hole



Printable for promotional purposes



Cardboard: up to 3-ply



Plastic strapping band



Tape



Slabbing material off a roll



Textile, material




Rubber



Leather

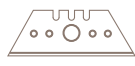


PVC



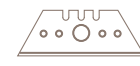
**NO. 5232**

0.63 mm, deep-edged



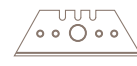
**NO. 52**

0.63 mm



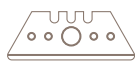
**NO. 5233**

0.63 mm, 1-sided ground-edge



**NO. 610**

0.63 mm, stainless



**NO. 65232**

0.63 mm, rounded blade tips,  
deep-edged



**NO. 85232**

0.63 mm, deep-edged,  
TiN coated



**NO. 85233**

0.63 mm, 1-sided ground-edge,  
TiN coated



**NO. 8852**

0.63 mm, TiN coated



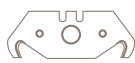
**NO. 852**

0.63 mm, stainless,  
TiN coated



**NO. 56**

0.63 mm



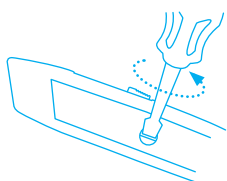
**NO. 5634**

0.63 mm, rounded blade tips



**NO. 60**

0.63 mm



Unscrew the handle and remove the upper half of the handle. Reverse or replace the blade.

## SERVICES OFFERED



Training video



Technical data sheet



Consulting service

## PRODUCT AND PACKAGING DETAILS

Order No.	NO. 8152.02	Packaging unit	1 in single unit box
Knife size (L x W x H)	142 x 17 x 38.5 mm	Size Single unit box	154 x 22 x 38 mm
Weight knife	150.0 g	Weight single unit box	163.0 g
Basic material	Zinc	EAN Code single unit box	4002632920905
Cutting depth	22 mm	Quantity in outer pack	10 knives
		Size outer pack	115 x 80 x 160 mm
		Weight outer pack	1680.0 g
		EAN Code outer pack	4002632972225
		Customs tariff number	82119300

## SAFETY CERTIFICATE

Date of issue	07.12.2020
Certification	GS certificate NO. 180699-7246-55094-2020

### Certificates and awards



## SECURITY ADVICE

To ensure that you use your new MARTOR knife safely and most effectively, please read and note the following user-instructions. Please keep the written guide in a safe place so that you can access it at any time.

**1. General application instructions:** Please always use the product carefully for manual cutting work only and not for any purposes other than those that are intended. Please take the correct handling and the proper use of the knives into account in this regard. As an additional safety measure, we recommend the wearing of safe gloves.

**2. Special application instructions to avoid the danger of injuries:** Only use knives that are in perfect condition and have sharp, clean and undamaged MARTOR blades. Employ the utmost care when handling the knives. Prior to use, familiarise yourself with the safety features and their functioning. Ensure that these safety features are not impaired by the type of material to be cut. **CAUTION:** The blade is sharp and can result in serious and deep cuts. Therefore, never reach into the blade! Do not place your free hand in the line of cutting and never cut directly towards you.

**3. Replacement of spare parts:** Replace any blades that be-

come dull at the right time! Use only the replacement blades from MARTOR for this purpose. Dispose of old blades in a proper fashion. They should not be placed in a waste paper bin, as this poses a considerable danger of injuries. Never perform any repairs yourself. If the knife shows signs of aging or any other wear, e.g. which impair safety features, blade changing or usage, the knife must be taken out of service and replaced. Do not modify this product in any way. Modifications of any kind may impair product safety. **CAUTION:** The risk of injury caused by manipulation of this product is extremely high.

**4. Non-use of the knife:** Always secure the blade in such a way (depending on product type) that injuries due to cuts are excluded. Store the knife in a secure place.

**5. Care instructions:** To guarantee a long service life, always keep the knife clean and do not expose it to unnecessary soiling and humidity.

**CAUTION: No liability will be assumed for consequential losses. Subject to technical changes and errors! This knife does not belong in the hands of children!**

## ACCESSORIES

---

### BELT HOLSTER S WITH CLIP NO. 9920



What do you do with your cutting tools when you are not actually using them? The MARTOR BELT HOLSTER S is a robust holder that allows you to carry all compact MARTOR knives as well as our safety scissors at all times. In addition, the compartments are designed to allow you to load different tools: for example you can also carry a pen or a pack of blades. The MARTOR BELT HOLSTER is the ideal place to stow your tools safely when moving from A to B - and have them at hand, as soon as they are required.

### HOLSTER SMALL NO. 9842




This blue plastic HOLSTER is just like the black version, only smaller. Use it to safely store and transport for example for the SECUNORM 500 or the SECUNORM 300. With this HOLSTER on your hip, your knife will always be within grasping range.

### USED BLADE CONTAINER NO. 9810



You can fill the USED BLADE CONTAINER with the content of your SAFEBOX. Or directly with your used blades. When the box is full, turn the lid until it shuts. Now the box cannot be reopened. The next step is to safely and completely dispose of the filled USED BLADE CONTAINER as normal waste.

### WALL MOUNT BRACKET USED BLADE CONTAINER NO. 9845



Include it in your order now! With this mounting bracket you can fix your USED BLADE CONTAINER to a central location. Use the clamp and screws and nuts supplied with the product to attach it to either a pipe or a rod.

### SAFEBOX NO. 108000



The SAFEBOX is large enough to store a large number of used blades safely. And at the same time, it is compact enough to carry with you. The two slits are not only used for filling, but also to "shorten" your snap-off blades. When your SAFEBOX is full, empty it into your USED BLADE CONTAINER.

---

## MANUFACTURER

MARTOR KG | Lindgesfeld 28 | 42653 Solingen | Germany  
T +49 212 73870-0 | [info@martor.de](mailto:info@martor.de) | [www.martor.com](http://www.martor.com)