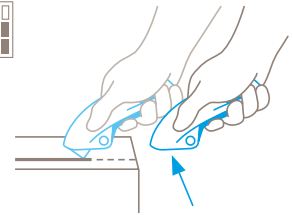


TECHNICAL DATA SHEET

SECUPRO MERAK NO. 124001

Safety technology



Fully automatic blade retraction – a very high degree of safety

The fully automatic blade retraction of the SECUPRO MERAK guarantees a very high degree of safety from cut injuries. The blade withdraws into the handle immediately after leaving the material being cut. Even when the lever is still being squeezed.



SQUEEZE-LEVER KNIFE WITH FULLY AUTOMATIC BLADE RETRACTION FOR ALL NORMAL CUTTING JOBS.

Order No. 124001.02

Safety, comfort? Everything under (lockable) control!

The SECUPRO MERAK is our practical, lockable cutter with fully automatic blade retraction. With SECUPRO MARTEGO's "little brother" we have thought about one thing in particular: you. The lightweight and user friendly SECUPRO MERAK lets you work safely, with little risk of cutting exhaustion. And there's much more: thanks to a shallow cutting depth, your goods are also well protected. No matter what material you cut.

Ergonomic form

Whether with the right hand or the left hand: you will use the SECUPRO MERAK gladly and effectively. The cutter is shaped with ergonomics in mind, and the force required to activate and release the lever is appropriately minimal, even at high cutting frequencies.

4-times usable blade

One blade, four sharp edges. You clearly get more out of your blade; four times more in fact. Rotating the blade allows

you to cut with a constant cutting force, all the way through your work day.

Safe blade change

You can change your blade without any additional tools, and without dismantling the SECUPRO MERAK. You have nothing to lose: an integrated magnet prevents the blade from falling out.

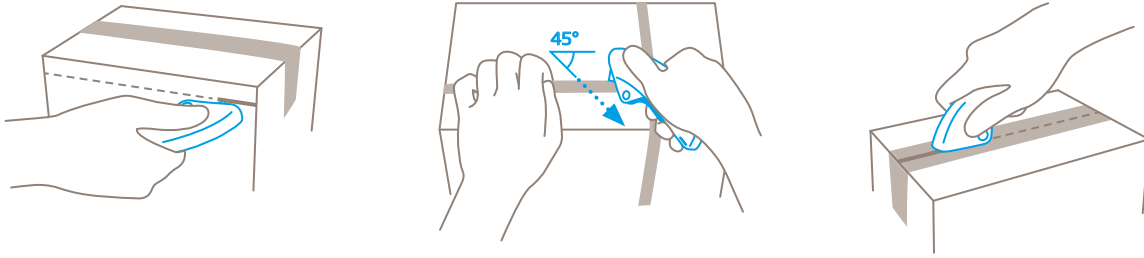
Light and stable

A particularly abrasion resistant plastic has been used for the SECUPRO MERAK. Nevertheless, it has a comfortable weight. Your cutting arm is protected from fatigue, and your cutter from wear and tear.

Press for safety












You can prevent unintentional blade activity by activating the small blue blade lock. Simply press against the pictured lock to protect yourself from injury whenever your cutter is stationary.

USAGE



PRODUCT FEATURES

Technical features

 Very high safety	 Safer blade change (with magnet)	 Abrasion resistant	 Very ergonomic
 Safety lock	 4-cutting edge blade	 Cutting depth	 Ceramic blade insertable
 For right and left handers	 Lanyard hole	 Printable for promotional purposes	

Main cutting materials

 Cardboard: up to 2-ply	 Plastic strapping band	 Tape	 Layers of foil or paper
 Wrapping, stretch, and shrink foil	 Yarn, cord	 Bagged goods	 Textile, material

Installed blade



NO. 92
0.40 mm, deep-edged

Optional blade



NO. 92C
0.50 mm, ceramic

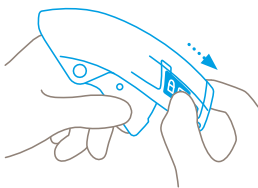


NO. 60092
0.40 mm, rounded blade tips



NO. 192
0.40 mm, stainless

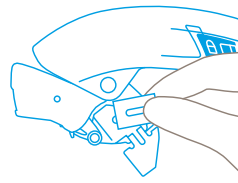
BLADE CHANGE



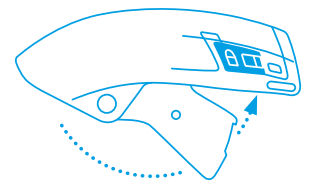
Lock your cutting tool and pull back on the small **black blade-change button**.



Swing the lever out of the handle and flip open the blade cover.



Now you can either **rotate or replace** the blade. Flip the blade cover closed.



Finally, push the lever back into the handle until you **hear it click into place**.

SERVICES OFFERED



Safety poster



Training video



Technical data sheet



Consulting service

PRODUCT AND PACKAGING DETAILS

Order No.	NO. 124001.02	Packaging unit	1 in single unit box
Knife size (L x W x H)	128 x 18 x 50 mm	Size Single unit box	138 x 22 x 55 mm
Weight knife	59 g	Weight single unit box	75.8 g
Basic material	Glass fibre reinforced plastic	EAN Code single unit box	4002632920578
Cutting depth	9 mm	Quantity in outer pack	10 knives
		Size outer pack	120 x 120 x 145 mm
		Weight outer pack	817.7 g
		EAN Code outer pack	4002632971891

SAFETY CERTIFICATE

Date of issue	01.07.2016
Certification	GS certificate NO. S 60112078

Certificates and awards



SAFETY INSTRUCTIONS

To ensure that you use your new MARTOR knife safely and most effectively, please read and note the following user-instructions. Please keep the written guide in a safe place so that you can access it at any time.

1. General application instructions: Please use the product carefully for cutting work only and not for any purposes other than those that are intended. Please take the correct handling and the proper use of the knives into account in this regard.

2. Special application instructions to avoid the danger of injuries: Only use knives that are in perfect condition and have sharp, clean and undamaged blades. employ the utmost care when handling the knives.

CAUTION: The blade is sharp and can result in serious and deep cuts. Therefore, never reach into the blade! To reduce the danger of injuries, hold the hand that is being used to restrain and stabilise the cutting base in such a manner that the restraining hand or even other body parts are not endangered in the event that the knife slips.

3. Replacement of spare parts: Replace any blades that be-

come dull at the right time! Use only the replacement blades available at MARTOR for this purpose. Dispose of old blades in a proper fashion. They should not be placed in a waste paper bin, as this poses a considerable danger of injuries. Never perform any repairs yourself. If the knife displays signs of aging or other wear, e.g. function problems when changing the blade or in the handling of the blade pushers, then it must be rejected and replaced with a new one. Any modifications or manipulations to the product are prohibited, as they impair the product safety. **CAUTION:** There is an extremely high danger of injuries here!

4. Non-use of the knife: Always secure the blade in such a way that injuries due to cuts are excluded. Store the knife in a secure place.

5. Care instructions: Always keep the knife clean and do not expose it to unnecessary humidity to safeguard a long service life.

CAUTION: No liability will be assumed for consequential losses. Subject to technical changes and errors! This knife does not belong in the hands of children!

ACCESSORIES

BELT HOLSTER M WITH CLIP NO. 9921




What do you do with your cutting tools when you are not actually using them? The MARTOR BELT HOLSTER M is a robust holder that allows you to carry all midsize MARTOR cutters as well as our safety scissors at all times. In addition, the interior and exterior pockets are designed to allow you to load different tools: for example you can carry an extra cutter, a pen and a pack of blades. The MARTOR BELT HOLSTER is the ideal place to stow your tools safely when moving from A to B - and have them at hand, as soon as they are required.

USED BLADE CONTAINER NO. 9810



You can fill the USED BLADE CONTAINER with the content of your SAFEBOX. Or directly with your used blades. When the box is full, turn the lid until it shuts. Now the box cannot be reopened. The next step is to safely and completely dispose of the filled USED BLADE CONTAINER.

WALL MOUNT BRACKET USED BLADE CONTAINER NO. 9845



Include it in your order now! With this mounting bracket you can fix your USED BLADE CONTAINER to a central location. Use the clamp and screws and nuts supplied with the product to attach it to either a pipe or a rod.

SAFEBOX NO. 108000



The SAFEBOX is large enough to store a large number of used blades safely. And at the same time, it is compact enough to carry with you. The two slits are not only used for filling, but also to „shorten“ your snap-off blades. When your SAFEBOX is full, empty it into your USED BLADE CONTAINER.

MANUFACTURER

MARTOR KG | Lindgesfeld 28 | 42653 Solingen | Germany
T +49 212 73870-0 | F +49 212 73870-90 | info@martor.de | www.martor.com